

Computing Knowledge Organiser: Year 2 - Unit 2.8 - Presenting Ideas

What do I already know?

We know how to create an animated story on Purple Mash.

We have created written facts files in Year 1.










Key Resources



Key Images

Three Bears Quiz

Goldilocks and the Three Bears

United Kingdom Fact File			
Continent	EUROPE		The UK Flag is called
Population	63 MILLION		
Currency	POUND (£)		
Language	ENGLISH		
Country	Flag	Map Outline	Capital City
ENGLAND			LONDON
SCOTLAND			EDINBURGH
NORTHERN IRELAND			BELFAST
WALES			CARDIFF

Key Learning

- ✓ To explore how a story can be presented in different ways.
- ✓ To make a quiz about a story or class topic.
- ✓ To make a fact file on a non-fiction topic.
- ✓ To make a presentation to the class.

Mind map - A tool for organising and representing knowledge. They form a web of ideas which are all interconnected.

Node - A way to represent a concept or idea using text and/or images.

Fact file A document containing all the important information about one subject.

Key Vocabulary

E-book - An electronic version of a printed book that can be read on a computer or a specifically designed handheld device.

Presentation - A way of displaying information about a subject to an audience.

Quiz - A test of knowledge, especially as a competition between individuals or teams as a form of entertainment.