

Computing Knowledge Organiser: Year 2 - Unit 2.6 - Creating Pictures

What do I already know?

We can use 2Paint A Picture create a piece of art.

We are aware of some of the 2Paint a Picture tools and how to use them.

Key Resources




2Paint a Picture

Key Images

Impressionist Art



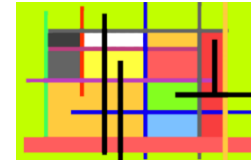
Pointillist Art



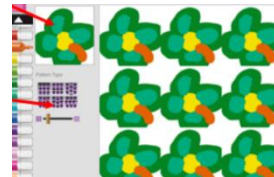
Key Learning

- ✓ To learn the functions of the 2Paint a Picture tool.
- ✓ To learn about and recreate the Impressionist style of art (Monet, Degas, Renoir).
- ✓ To recreate Pointillist art and look at the work of pointillist artists such as Seurat.
- ✓ To learn about the work of Piet Mondrian and recreate the style using the lines template.
- ✓ To learn about the work of William Morris and recreate the style using the patterns template.

Piet Mondrian



William Morris



Surrealist Art



Impressionism

- Art that gives an 'impression' of the scene at that moment.

Palette -

Within computer graphics, this is the range of colours or shapes available to the user.

Template -

Something that serves as a model for others to copy.

Key Vocabulary

Surrealism- Artwork often made little sense as it was usually trying to depict a dream or random thoughts.

Pointillism -

Pointillist paintings are created by using small dots in different colours to build up the whole picture.

Share -

An instance of posting or reposting something on a social media website or application.