

Computing Knowledge Organiser: Year 2 - Unit 2.4 - Questioning

What do I already know?

That data can be represented in picture format.
How to use a pictogram to record the results of an experiment.

Key Resources

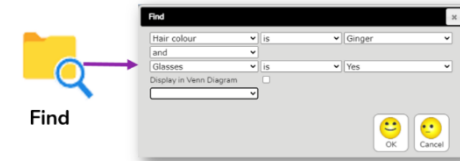
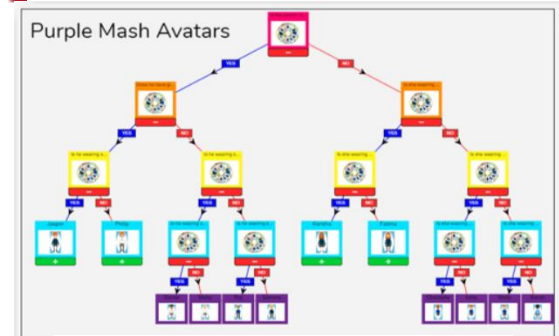
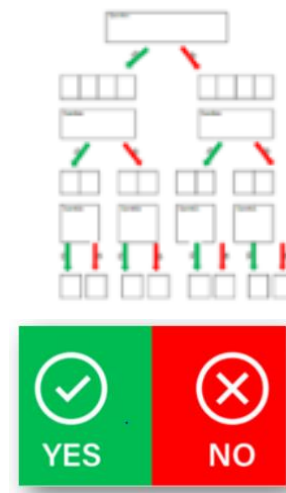


Key Images



Key Learning

- ✓ To learn about data handling tools that can give more information than pictograms.
- ✓ To use yes/no questions to separate information.
- ✓ To use 2Question (a binary tree database) to answer questions.
- ✓ To use a database to answer more complex search questions.
- ✓ To use the Search tool to find information.



Database - A computerised system that makes it easy to search, select and store information.

Avatar - An icon or figure representing a person in a video game, Internet forum or other online format.

Key Vocabulary

Collate - Collect and combine (texts, information, or data).

Question - A sentence written or spoken to find information.

Pictogram - A diagram that uses pictures to represent data.

Data - Facts and statistics collected together that can provide information.

Binary Tree - A simple way of sorting information into two categories.